



AP Academy Data Dashboard 2022

Complementary Education AP Academy (Academy converter) (URN: 138967, DFe No.: 9411100) – Key Stage 4

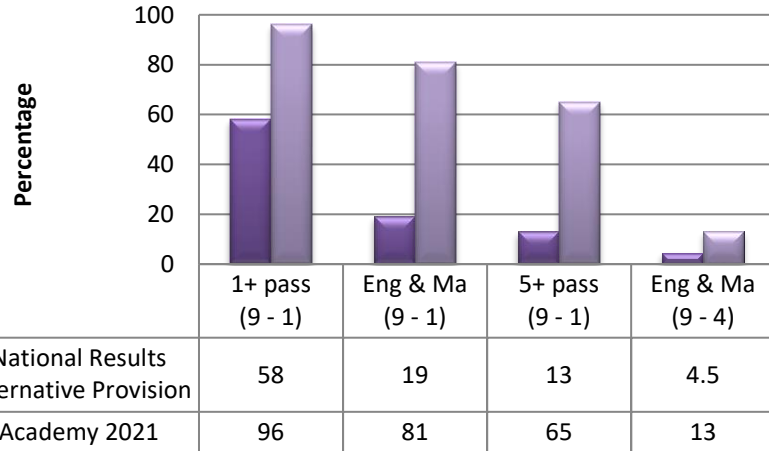
How pupils are doing in exams? (Attainment)

National Comparison (GCSE & Equivalent Success)

In 2021 pupils at The CE Academy performed better than pupils at similar schools (AP Academies and Hospital Schools) nationally.

In 2021 over 96% of pupils attained at least one GCSE pass in both English and Mathematics, compared to 58% in similar schools nationally, with 65% of pupils achieving at least 1 GCSE qualification (9-4) compared with 19% nationally.

CE Academy Results 2021



Also a higher percentage of CE pupils achieved GCSE grades in both Maths and English above a grade 4 than in similar schools nationally.

National comparisons are using data obtained from 2018 & 2019 data; [Key stage 4 performance 2019 \(revised\) - GOV.UK \(www.gov.uk\)](https://www.gov.uk/government/collections/statistics-gcses-key-stage-4)
<https://www.gov.uk/government/collections/statistics-gcses-key-stage-4>

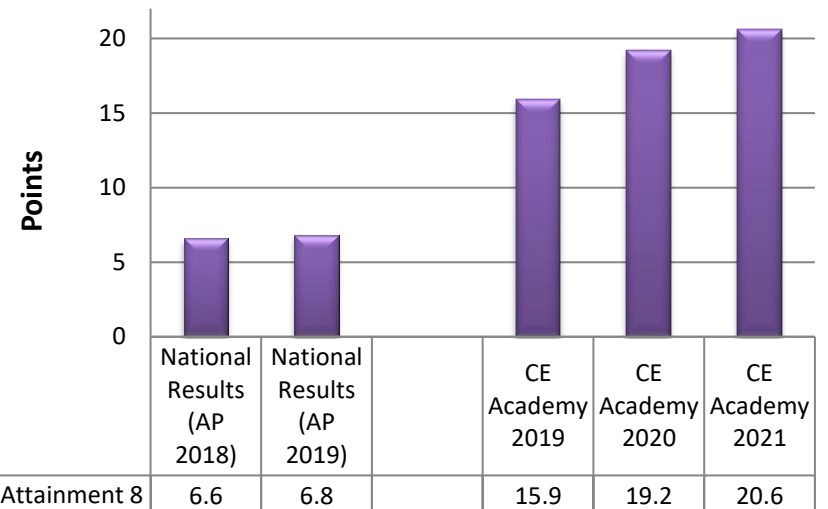
National Comparison (Attainment 8)

In recent years the Government introduced new accountability measures for schools in the form of Progress 8 and Attainment 8.

Progress 8 data has not been obtainable due to the numbers of pupils on roll for whom reliable baseline data is not available.

At The CE Academy we have therefore focused on obtaining Attainment 8 data to draw comparison with similar schools nationally.

Attainment 8 Data




The National trend for both similar schools and all schools has seen only a minimal rise in Attainment 8 results. The Attainment 8 score for pupils who attend CE has seen a sustained increase over the last three years.

In all years pupils at The CE Academy have performed almost three times that of pupils at similar schools nationally.

Literacy

All new referrals have a baseline reading age assessment. We then focus on narrowing the gap between pupils' reading age and chronological age. Despite disruptions in education this year gap has closed by an average of almost one year.

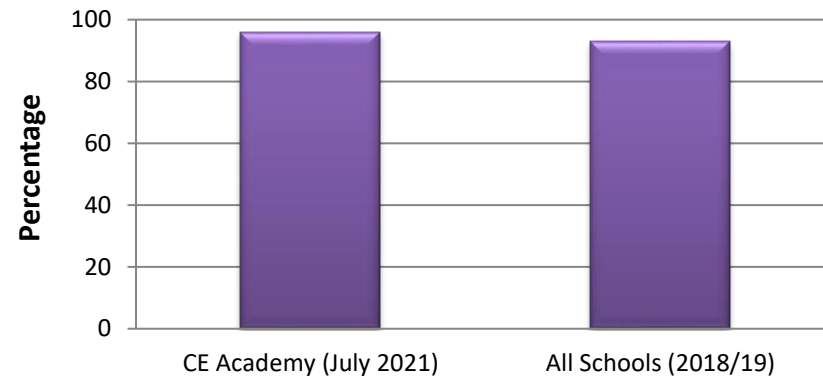
Reading Age Analysis



Destinations Data

A key focus at CE is to secure a destination for our Yr.11 leavers. In 2021 96% of pupils had an identified destination at the end of Year 11. This is in excess of National data (93%) for all schools. [Statistics: destinations of key stage 4 and 16 to 18 \(KS5\) students - GOV.UK \(www.gov.uk\)](https://www.gov.uk/statistics/destinations-of-key-stage-4-and-16-to-18-ks5-students)

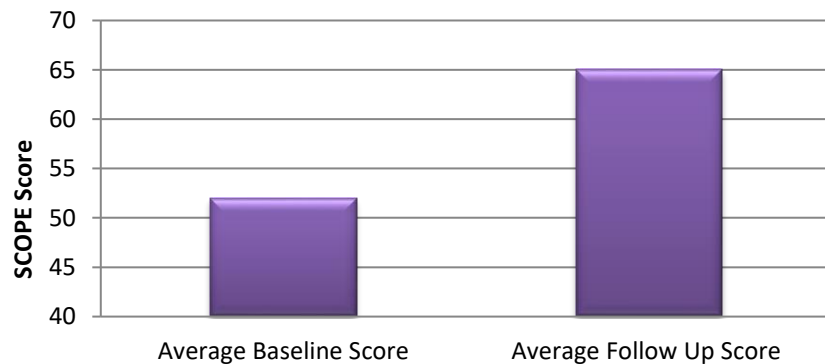
Destinations Data



Mental Health

To analyse the impact of this intervention a baseline and follow up score was obtained for pupils who saw our Occupational Therapist. Following an intervention average score increased from 52 to 65.

Mental Health & Well Being



Pupil Progress / Value Added

FFT Analysis illustrates that pupils at CE Academy achieved in excess of their most likely grades. This was true for all subject areas, including English and Maths.

FFT GCSE Value Added

